



# Exercise 4 - How to Populate the Comments Inside JQL Queries

In this exercise, you'll learn how to export comments inside of JQL Queries. This is called a nested iteration.


 On this exercise, we are going to use the clause that you have done on [exercise 3](#), but adding an ordering parameter.


You are going to do an iteration of JQLIssuesCount, and, inside it, another iteration that it is going to print the comments of all JQLIssues that satisfy the clause.

 Using the clause, you can sort the order of your issues. In this example, it is **order by Key ASC** (ascendant).

## Expand to see the sample code

```
#{for i=JQLIssuesCount|clause=project = ACADEMY order by Key ASC}
  Key: ${JQLIssues[i].Key}
  Summary: ${JQLIssues[i].Summary}
#{for a=JQLIssues[i].CommentsCount}
  Body:${JQLIssues[i].Comments[a].Body}
#{end}
#{end}
```


 If an issue has no comments, then no comments will be printed on that issue.

 In this case, we have used an iteration comments to populate inside of JQLIssues, but you can populate with other iterations. The process is the same as above.

These iterations are a small subset of all iterations available. You can see them all [here](#).

Below is a sample of how the mappings will be displayed in an Excel template:

Xporter Intermediate Exercise 4



## How to populate the comments inside of JQL Queries

```
#{for i=JQLIssuesCount|clause= project = ACADEMY order by Key ASC}
  Key: ${JQLIssues[i].Key}
  Summary: ${JQLIssues[i].Summary}
#{for a=JQLIssues[i].CommentsCount}
  Body: ${JQLIssues[i].Comments[a].Body}
#{end}
#{end}
```

This Template has:

- A static section iteration
- Headings
- Text styling

Below is a sample of how the generated file will be populated:



# Xporter Intermediate Exercise 4



## How to populate the comments inside of JQL Queries

**Key:** ACD-1

**Summary:** Aut quis autem facilis ea numquam animi neque nihil nobis facilis modi est minus do repellendus

**Body:** Et sit, molestiae accusamus dolore sunt, sed omnis est illum, adipisci molestias autem recusandae. Quis et asperiores quidem officiis nisi.

**Body:** Ut accusamus minima est, et numquam qui omnis aliquam esse tempora eos soluta ut.

**Key:** ACD-2

**Summary:** Pariatur Explicabo Consectetur et quos ratione fugiat porro dicta in iusto quasi dolore minim harum natus distinctio Quaerat

**Key:** ACD-3

**Summary:** Laborum Rerum non proident exercitationem veniam tempor dolor sit aliquip odio quam corrupti in assumenda

**Key:** ACD-4

**Summary:** Blanditiis ea nostrum quae modi aut quo et aut doloreque aspernatur pariatur

**Key:** ACD-5

**Summary:** Numquam Nam ratione voluptatibus asperiores ea harum quia ut debitis expedita aut facilis labore id iste minim

**Body:** Illum, recusandae. Consequuntur voluptatem, nemo animi, animi, ab reprehenderit, aliquam doloribus consequuntur adipisci facere fugit, labore reprehenderit.



If you like this exercise, please leave a comment or a 👍. Your feedback is very important to us.

Thank you in advance.

Enjoy our product. 😊

Here are the files related to this **Exercise**:

File	Description
<a href="#">Exercise4Template</a>	<b>Exercise 4</b> Sample Template file
<a href="#">Exercise4Generated</a>	<b>Exercise 4</b> Sample generated file