

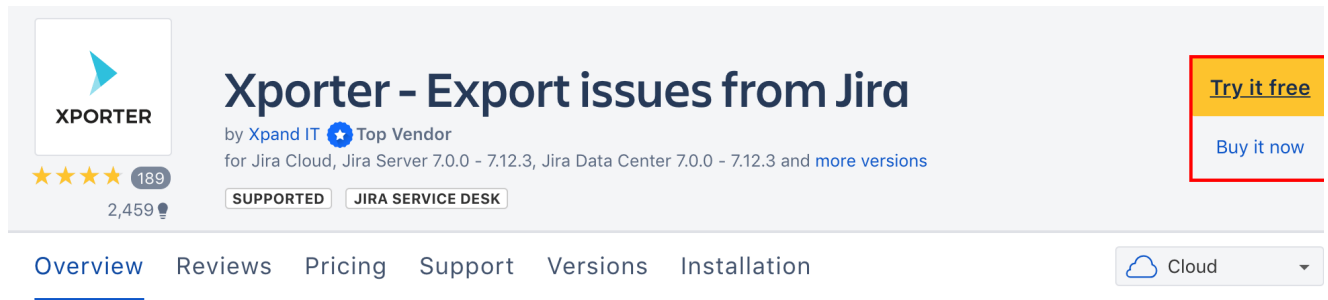
Installation and Configuration

After installing Xporter for Jira Cloud, you are almost ready to start exporting issues to PDF, DOCX, XLSX and others formats with your own layout.

- [Installation](#)
- [Quick Setup](#)

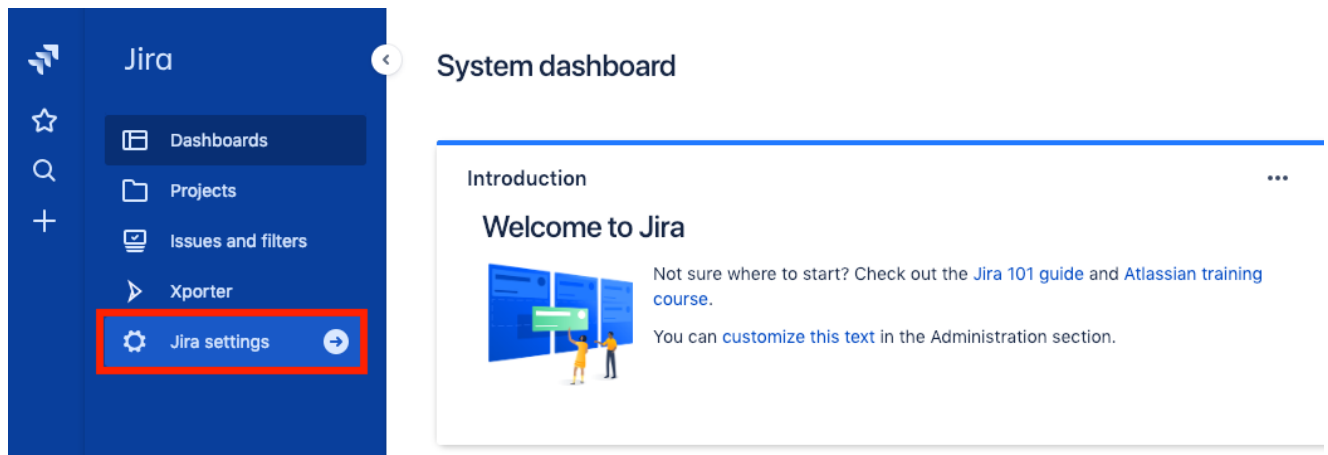
Installation

- Using the Atlassian Marketplace

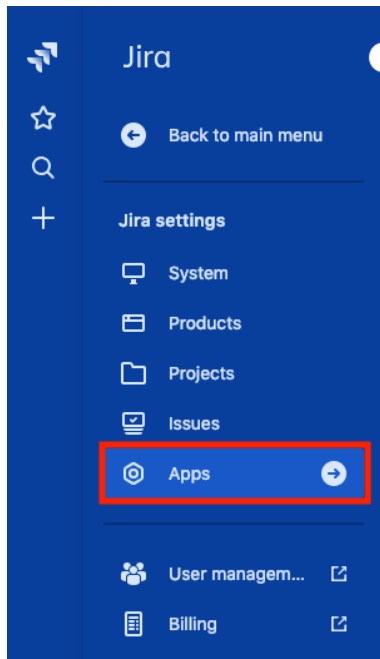


The screenshot shows the Xporter app page on the Atlassian Marketplace. The app is titled "Xporter - Export issues from Jira" and is developed by Xpand IT, a Top Vendor. It is compatible with Jira Cloud, Jira Server 7.0.0 - 7.12.3, Jira Data Center 7.0.0 - 7.12.3, and more versions. The app has a 4.5-star rating from 189 reviews and 2,459 users. It is marked as "SUPPORTED" and has a "JIRA SERVICE DESK" icon. A red box highlights the "Try it free" and "Buy it now" buttons. The navigation bar includes links for Overview, Reviews, Pricing, Support, Versions, and Installation. A dropdown menu shows "Cloud" as the selected environment.

- Using the Universal Plugin Manager in the JIRA Cloud instance



The screenshot shows the Jira System dashboard. On the left, the navigation menu is visible, with "Jira settings" highlighted by a red box. The main content area is titled "System dashboard" and features a "Welcome to Jira" message. The message includes a link to the "Jira 101 guide" and "Atlassian training course". Below the message, there is a section for "Introduction" with a "..." menu icon. The "Jira settings" link in the navigation menu is highlighted with a red box.




System dashboard

Introduction

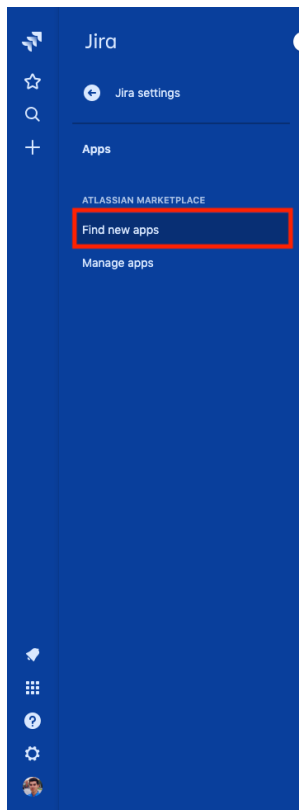
...

Welcome to Jira



Not sure where to start? Check out the [Jira 101 guide](#) and [Atlassian training course](#).

You can [customize this text](#) in the Administration section.



Jira / Marketplace apps

Feedback

Discover apps and integrations for Jira

Xporter Sort Categories More filters

1 results

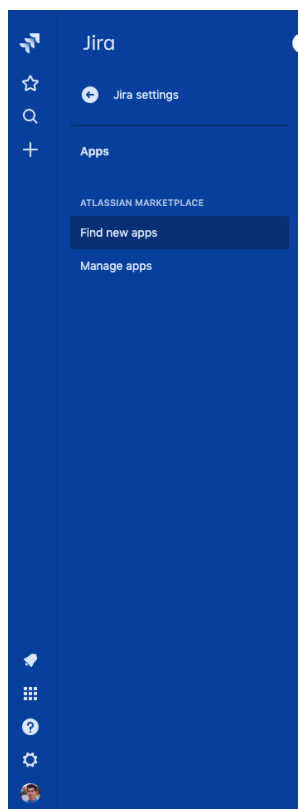


Xporter - Export Issues from Jira

#1 Reporting App for Jira featuring PDF Export, Excel Export and Word Export. Export to PDF, Export to Excel and Export...

Charts & diagramming, Documentation, Report...

★★★★★ (210) 2.7k installs

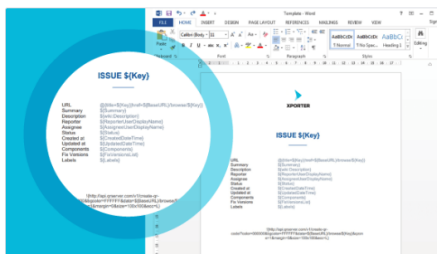


Xporter - Export issues from Jira
by Xpand IT Top Vendor

Try app

Estimated \$10 / month

#1 Reporting App for Jira
featuring PDF Export,
Excel Export and Word
Export. Export to PDF,
Export to Excel and Export
to Word

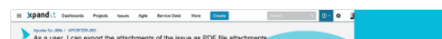


Create templates in Microsoft Word & Excel

Templates used by Xporter are Microsoft Word & Excel Documents with placeholders.

Browse the [Xporter Template Store](#) for sample templates.

Xporter also supports RTF and ODT templates.



Jira / Marketplace apps / Xporter - Export issues from Jira

Feedback

Add to Jira

Xporter - Export issues from Jira

by Xpand IT Top Vendor

TRY FREE

Estimated \$10 / month

Xporter - Export issues from Jira will perform the following actions:

- Act on a user's behalf, even when the user is offline
- Administer the host application
- Administer Confluence spaces
- Administer Jira projects
- Delete data from the host application
- Write data to the host application
- Read data from the host application


By installing this app you agree to Xpand IT's [privacy policy](#) and [terms of use](#).

[View app details](#)

Start trial

Cancel

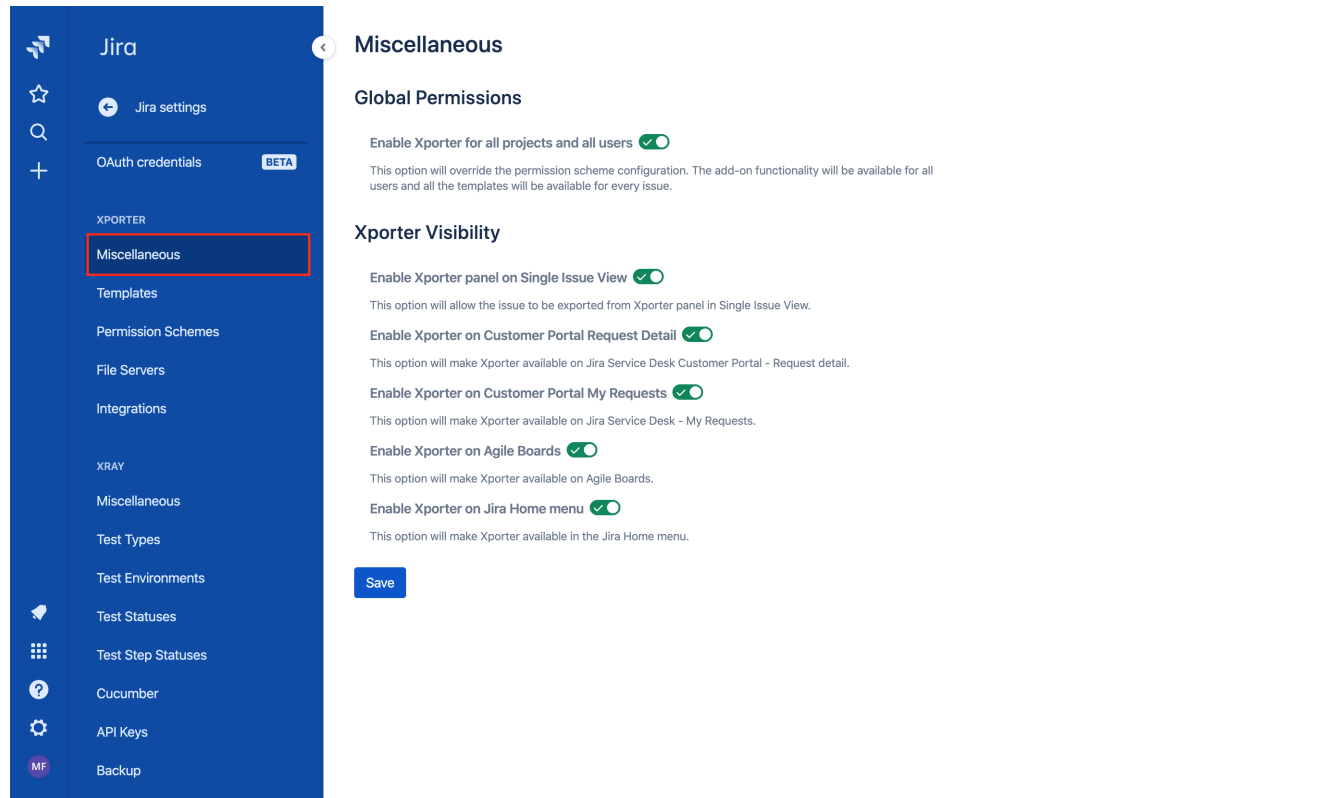
 **Xporter - Export issues from Jira**
by Xpand IT  Top Vendor

 **Success**
Xporter - Export issues from Jira was added.
[Manage app](#)

#1 Reporting App for Jira
featuring PDF Export,
Excel Export and Word
Export. Export to PDF,
Export to Excel and Export
to Word



After clicking on Manage App or refreshing the page, the Xporter administrator menu will appear:



The screenshot shows the Jira administrator interface. On the left is a blue sidebar with a menu. The 'Miscellaneous' option under the 'XPORTER' section is highlighted with a red box. The main content area is titled 'Miscellaneous' and contains two sections: 'Global Permissions' and 'Xporter Visibility'. Each section has a toggle switch and a descriptive text. A 'Save' button is at the bottom.

Section	Option	Status	Description
Global Permissions	Enable Xporter for all projects and all users	On	This option will override the permission scheme configuration. The add-on functionality will be available for all users and all the templates will be available for every issue.
Xporter Visibility	Enable Xporter panel on Single Issue View	On	This option will allow the issue to be exported from Xporter panel in Single Issue View.
	Enable Xporter on Customer Portal Request Detail	On	This option will make Xporter available on Jira Service Desk Customer Portal - Request detail.
	Enable Xporter on Customer Portal My Requests	On	This option will make Xporter available on Jira Service Desk - My Requests.
	Enable Xporter on Agile Boards	On	This option will make Xporter available on Agile Boards.
	Enable Xporter on Jira Home menu	On	This option will make Xporter available in the Jira Home menu.

Quick Setup

- Creating the first exportation

