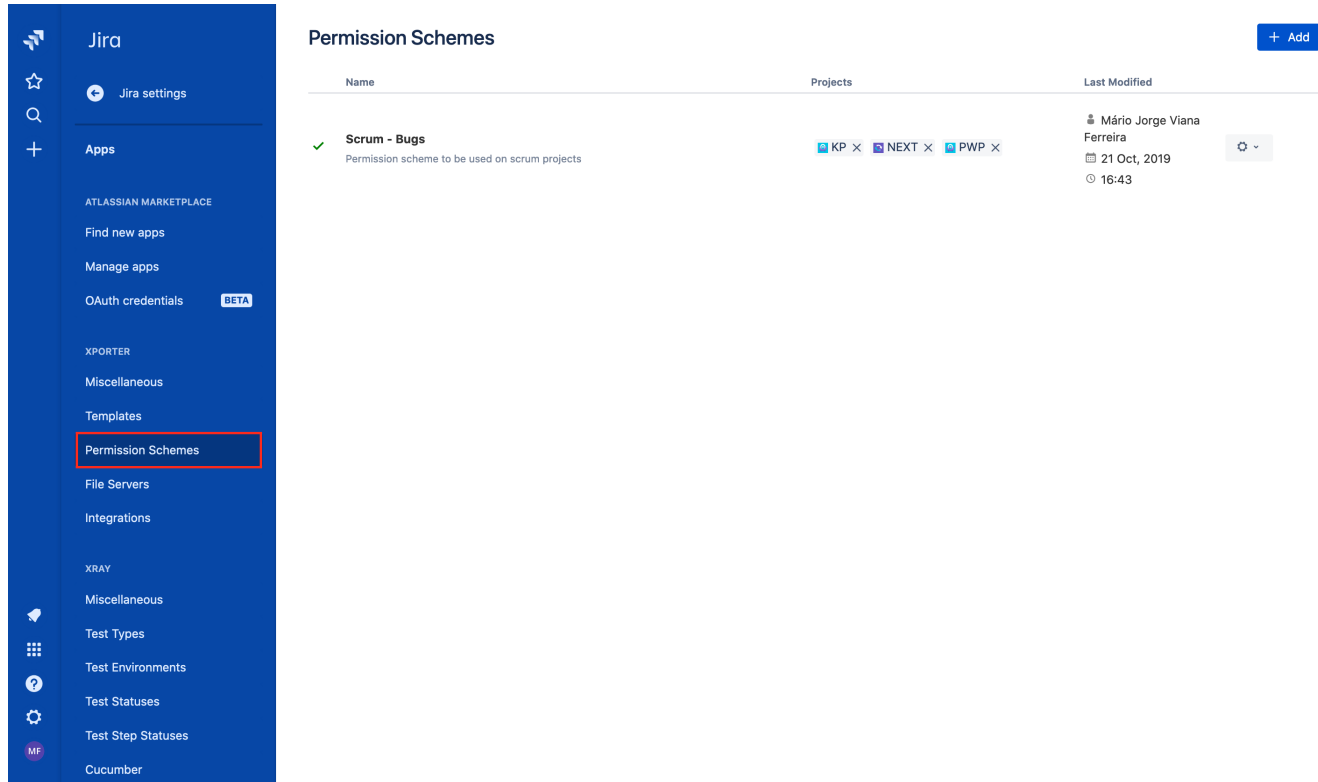







# Permission Schemes

- [Defining Permissions](#)
- [Associating Permission Schemes with Projects](#)

Permission Schemes allow administrators to determine if the app capabilities will be available for the issues of a project. One Jira project must have at least one Permission Scheme, or not be associated at all (in which case, the app functionality will not be available for that project).

The Permissions Schemes screen displays a list of existing schemes and, for each one, the projects that it is associated with.



Name	Projects	Last Modified
 <b>Scrum - Bugs</b> Permission scheme to be used on scrum projects	 KP  NEXT  PWP	 Mário Jorge Viana Ferreira 21 Oct, 2019 16:43

In this screen, administrators can:

- Add new permission schemes
- Edit existing permission schemes (change name and description)
- Define the permissions of the scheme
- Select the projects that are associated with a permission scheme
- Copy permission schemes (copies the name, description, and permissions)
- Delete permission schemes

## Defining Permissions

To define the permissions of a Permission Scheme, administrators should click the **Permissions** button that appears in each of the Permissions Schemes. The following screen will appear:

**Edit Permission Scheme - Scrum - Bugs** Applied in 3 Projects

**Permissions**

Issue Types  
Bug x

Issue Types allowed to be exported

Roles  
Administrator x

Roles allowed to use Xporter

Groups  
system-administrators x

Groups allowed to use Xporter

**Mapping of Issue Types to Templates**

Issue Types	Templates
Bug	Issue Detail Excel x Issue Details with QR Code x

**Confirm** **Cancel**

The upper section of the screen allows you to:

- Define which issues types are allowed to be exported
- Define which project roles are allowed to use Xporter for Jira
- Define which user groups are allowed to use Xporter for Jira

The other two sections of the screen allow you to assign templates to issue types:

- Mapping of Issue Types to Templates - Allows you to associate templates to certain issue types. What this does is, for each issue type, only the associated templates will be shown.

## Associating Permission Schemes with Projects

Projects can be associated with Xporter for Jira Permission Schemes using one of the following methods:

- In the Xporter for Jira Permissions Schemes Screen, for a specific Permission Scheme, use the **Projects** operation and choose the relevant projects.
- In the Project Administration in the Xporter for Jira section, select **Permission Scheme**.