



Templates

- [Managing Templates](#)
- [Template Details](#)
- [Template Scopes](#)
- [Template Store](#)




**Deprecation Note**

All HTML has been removed from the description of the templates that were in the Template Store and in the future this page will no longer support HTML.

The Templates screen allows administrators to add, edit and delete the templates that will be available to the users.



Jira



Jira settings

Apps

ATLASIAN MARKETPLACE

Find new apps

Manage apps

OAuth credentials BETA

XPORTER

Miscellaneous

Templates

Permission Schemes

File Servers

Integrations

XRAY

Miscellaneous

Test Types

Test Environments

Test Statuses

Test Step Statuses

Cucumber

API Keys

Backup













Health Check

Templates

+ Add

Store

Search...

Name	Scopes	Last Modified
<div></div> <div>Issue Detail Excel IssueDetailsExcel.xlsx Exports issue information to a excel sheet, including subtasks, linked issues and worklogs. This template only works with Xporter for JIRA 4 and above.</div> <div>INSTALLED FROM STORE</div>	<div>BULK EXPORT SINGLE EXPORT</div> <div>JSD REQUEST DETAIL</div>	<div> -</div> <div>18 Oct, 2019</div> <div>13:35</div> <div></div>
<div></div> <div>Issue Details with QR Code IssueQRCode.docx A template that exports some issue fields and a QR code with a link to the URL of the issue. The QR Code is being generated with the QR Code Generator, it is possible to customize the QR Code size, quality and colors. This template has been designed to export single issues and multiple issues.</div> <div>INSTALLED FROM STORE</div>	<div>SINGLE EXPORT</div>	<div> -</div> <div>18 Oct, 2019</div> <div>13:35</div> <div></div>
<div></div> <div>Issue List Excel IssueListExcel.xlsx Template used to export a search filter result to a excel spreadsheet with some formulas. Requires Xporter for JIRA 4 and above.</div> <div>INSTALLED FROM STORE</div>	<div>BULK EXPORT SINGLE EXPORT</div>	<div> -</div> <div>18 Oct, 2019</div> <div>13:35</div> <div></div>
<div></div> <div>Sample Bulk with TOC SampleBulkExportWithTOC.docx A template that demonstrates how bulk issues can be exported with static content, i.e., with a custom cover and static content on the middle of the issues. This template generates a Table of Contents.</div> <div>INSTALLED FROM STORE</div>	<div>BULK EXPORT</div>	<div> -</div> <div>18 Oct, 2019</div> <div>13:35</div> <div></div>

Prev

1

Next

Managing Templates

The operations available on this screen are:

- **Add New Template:** Allows you to create a new template.
- **Store:** With this option, you'll be able to install templates from the Template Store in this screen.
- **Download Template:** Allows you to download the template file. This operation is available in the hyperlink with the template file name.
- **Set Template as Default:** Allows you to set a template as the default one. It will be selected when users open the issue view screen.
- **Edit Template:** Allows you to change an existing template, changing the template name, template description and template file.
- **Delete Template:** Allows you to delete an existing template.

Template Details

Each template has the following attributes:

Templates

+ Add

Store

Search...

Name	Scopes	Last Modified
<div> <div>Issue Detail Excel</div> <div>IssueDetailsExcel.xlsx</div> <div>Exports issue information to a excel sheet, including subtasks, linked issues and worklogs. This template only works with Xporter for JIRA 4 and above.</div> </div>	<div> <div>DEFAULT</div> <div>INSTALLED FROM STORE</div> <div> <div>BULK EXPORT</div> <div>SINGLE EXPORT</div> <div>JSD REQUEST DETAIL</div> </div> </div>	<div> <div>-</div> <div>28 Oct, 2019</div> <div>13:54</div> </div>
<div> <div>Issue Details with QR Code</div> <div>IssueQRCode.docx</div> <div>A template that exports some issue fields and a QR code with a link to the URL of the issue. The QR Code is being generated with the QR Code Generator. It is possible to customize the QR Code size, quality and colors. This template has been designed to export single issues and multiple issues.</div> </div>	<div> <div>INSTALLED FROM STORE</div> <div>EVERYWHERE</div> </div>	<div> <div>Francisco José Rocha dos Santos</div> <div>04 Nov, 2019</div> <div>15:02</div> </div>
<div> <div>Issue List Excel</div> <div>IssueListExcel.xlsx</div> <div>Template used to export a search filter result to a excel spreadsheet with some formulas. Requires Xporter for JIRA 4 and above.</div> </div>	<div> <div>INSTALLED FROM STORE</div> <div> <div>BULK EXPORT</div> <div>SINGLE EXPORT</div> </div> </div>	<div> <div>-</div> <div>28 Oct, 2019</div> <div>13:54</div> </div>
<div> <div>Project Overview (Excel)</div> <div>Project Overview.xlsx</div> <div>This template has a set of charts that will allow you to get a picture from the project.</div> </div>	<div> <div>INSTALLED FROM STORE</div> <div>BULK EXPORT</div> </div>	<div> <div>Francisco José Rocha dos Santos</div> <div>29 Oct, 2019</div> <div>17:02</div> </div>

- Name**
the name that is displayed to the users in order to select the template to export the issue(s) information.
- Description:** here you can describe what is the goal of the template up to a maximum of 500 characters.
- Scopes:** where the template will be available.
- Output formats:** list of available template formats for a given input format. For more information go to [Outputs Matrix Page](#).
- Default output format:** one of the output formats allowed to be displayed as default.
- Default break page type:** handles how Xporter should break pages. The following break pages are supported:
 - Never
 - Issues
 - Components
 - Issue Types
 - Projects
- Include Attachments:** define if single exportation with that template will include attachments.
- File:** the file with template content. The following formats are supported:
 - DOCX (Word Document)
 - DOCM (Word Document with Macros)
 - DOTX (Word Template)
 - DOTM (Word Template with Macros)
 - XLSX (Excel Document)
 - XLSM (Excel Template with Macros)
 - ODT (Open Office Document)
 - RTF (Rich Text Format)
 - CSV (Comma-separated values)
 - TXT (Text File)

Template Scopes

Template scopes define where the template will be available. The following scopes are available:

Scope	Location
Bulk Export	Multiple Issues export (Issue Navigator screen) or Bulk action
Single Export	Issue detail screen
Workflow Post Functions	Xporter workflow post-functions
JSD Request Detail	Jira Service Desk Request detail screen
JSD Request List	Jira Service Desk My Requests detail screen
Agile Boards	This scope refers to Backlog and Active Sprint and Kanban

I spreadsheet with some

✕

▼

✕

▼


▼

mat.

nts to the exported document
to pdf or docx.

Update

Cancel



Xporter provides another way to get awesome templates. Use the Template Store to access and install templates provided by us, free of charge. The Store will be displayed in the dialogue and allows you to install and re-install all of the available templates.

Find Xporter Templates

Select type...

Sort by Rating

Preview	Template	Details
	<div>Issue Details with Cover Page Single Issue</div> <p>A template with a cover page, exports issue fields, sub-tasks, linked issues, comments and images. This template has been designed to be used in single issue export. It can be used in multiple issues export, but the cover page will be shown as many times as the issues being exported.</p> <div><div>★★★★★ 28</div><div>926 Downloads</div></div>	<div><div>Xpand Add-ons</div><div>Jan 18, 2015</div></div> <div>Install</div>
	<div>Issue Details with QR Code Single Issue</div> <p>A template that exports some issue fields and a QR code with a link to the URL of the issue. The QR Code is being generated with the QR Code Generator, it is possible to customize the QR Code size, quality and colors. This template has been designed to export single issues and multiple issues.</p> <div><div>★★★★★ 16</div><div>300 Downloads</div></div>	<div><div>Xpand Add-ons</div><div>Jan 18, 2015</div></div> <div>Reinstall</div>
	<div>Issue Detail Excel Excel</div> <p>Exports issue information to a excel sheet, including subtasks, linked issues and worklogs. This template only works with Xporter for JIRA 4 and above.</p> <div><div>★★★★★ 2</div><div>487 Downloads</div></div>	<div><div>Xpand Add-ons</div><div>Oct 26, 2015</div></div> <div>Reinstall</div>

Furthermore, the template store also shows a thumbnail with the report generated based on the template selected.

Search...

Preview

Template



Issue Details with Cover Page

A template with a cover page for single issue export. It

★★★★★ 28



Issue Details with QR Code

A template that exports issue details. Using the QR Code Generator, it is possible to

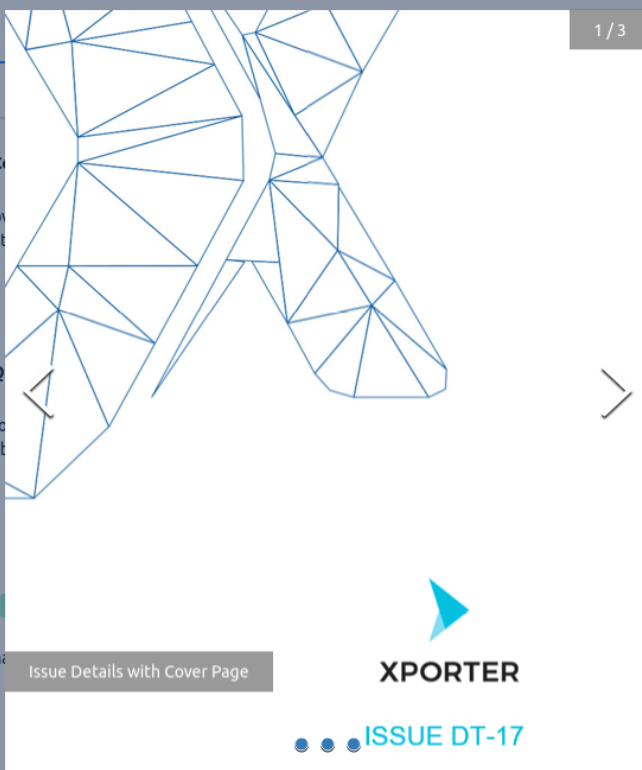
★★★★★ 16



Issue Detail Excel

Exports issue information in an Excel format above.

★★★★★ 2



template has been designed to be used in as the issues being exported.

being generated with the QR Code to export single issues and multiple

ly works with Xporter for JIRA 4 and