

Xporter 6.4.0 Release Notes

6 April 2020

The Xporter for Jira team proudly announces the release of **Xporter 6.4.0**. This point release contains several new features and bug fixes.



If installing manually from the Atlassian Marketplace, please make sure you install the correct asset for your Jira version (i.e. 7.x, 8.x, datacenter) from the [releases page](#).

- [Highlights for this release](#)
 - [Integration with Automation for Jira](#)
 - [Improvements in Insight integration](#)
 - [Improvements on Jira Service Desk integration](#)
 - [Enable and disable background processing](#)
 - [Improvements on Xray Integration](#)
- [New Features and Bug Fixes](#)

[Download the latest version](#)

Highlights for this release

Integration with Automation for Jira

Xporter launched a new integration with [Automation for Jira](#), that's available under the new action section. This integration will allow the project and Jira administrators to generate a report based on triggers provided by Automation for Jira.

Based on the trigger selected, you will be able to select the Xporter template, the output format, filename and a list of actions that will be applied.

Xporter will allow you to define two different actions:

- Send Email
- Upload File into a File Server

Templates will have a new template scope available called "Automation for Jira" which defines that the template will be available on this new integration.

Learn more about the new integration [here](#).

Issue List Excel (IssueListExcel.xlsx) Template used to export a search filter result to a excel spreadsheet with some formulas. Requires Xporter 4 and above.	PRE-INSTALLED	AUTOMATION FOR JIRA BULK EXPORT SCHEDULE REPORTS SINGLE EXPORT WORKFLOW POST FUNCTIONS	12-03-2020 10:33:24 admin	
Issue QR Code (IssueQRCode.docx) A template that exports some issue fields and a QR code with a link to the URL of the issue. The QR Code is being generated with the QR Code Generator, it is possible to customize the QR Code size, quality and colors. This template has been designed to export single issues and multiple issues.	PRE-INSTALLED	AUTOMATION FOR JIRA SINGLE EXPORT	14-03-2020 15:23:51 admin	

Software



Create version
Creates a new version for the given project.



Release version
Release an existing version for a given project



Unrelease version
Unrelease a released version for the given project. NEW

Integrations



Export (Xporter)
Export Issues to Word, Excel and PDF documents.

Automation NEW

- Rule details
- When: Issue commented**
Rule is run when a comment is added to an issue.
- Then: Export (Xporter)**
Export Issues to Word, Excel and PDF documents.
- Add component



Export (Xporter)

THIRD PARTY EXTENSION

Export Issues to Word, Excel and PDF documents.

Template

Issue QR Code

Output Format

PDF

Filename

IssueQRCode.pdf

Configure new action

Action Type	Description	Filename	Operations
Send Email	To: andre.fernandes.rodrigues@xpand-it.com	IssueQRCode.pdf	
	Subject: New Integration with Automation		
	Use default body:On		
Upload File	SFTP Server	IssueQRCode.pdf	

Improvements in Insight integration

Integration between Xporter and Insight was improved in order to export all nested Objects. With this new version, users will be able to get the fields that are inside any Insight Object.

For example:

If you have any additional information from an object that belongs to the Object you are exporting, you will be able to export.

Please, check both Object examples we have:

- In order to export more information from the customer directly from the company you just need to have the following code:

```
#{for InsightCF}

Project Key: ${InsightCF[n].Key}
Project Name: ${InsightCF[n].Name}
Project Contract: ${InsightCF[n].Contract}
Project Customer Key: ${InsightCF[n].Customer}
    Project Customer Name: ${InsightCF[n].Customer.Name}
    Project Customer Country: ${InsightCF[n].Customer.Country}
#{end}
```



Note: Syntax: <Custom Field name>.<Attribute_Key_Company>.
<Attribute_Key_Customer>

Learn more about this feature [here](#).

EditCommentAssignMoreTo DoIn ProgressDoneAdmin

Details

Type:Story

Priority:Medium

Affects Version/s:None

Labels:None

Sprint:Sample Sprint 1

InsightCF:Xporter

Status:IN PROGRESS (View Workflow)

Resolution:Unresolved

Fix Version/s:Version 1.0

Object Overview

Search

Xporter

KeyHS-9

NameXporter

Created16/Mar/20 4:11 PM

Updated16/Mar/20 4:31 PM

CustomerAndré Rodrigues

ContractDefault

André Rodrigues

KeyHS-1

NameAndré Rodrigues

Created16/Mar/20 4:08 PM

Updated16/Mar/20 4:08 PM

CountryPortugal

Improvements on Jira Service Desk integration

The Xporter [integration with Jira Service Desk](#) also underwent some improvements.

- Requests directly from **Approvals** List on the Customer portal
- Requests that belong to the same **Organization** from the Customer portal
- Requests that are **shared** with customers who belong to the same **organization**

Requests4

Help Center


Approvals

Xporter

Waiting for my approval

Any request type

Search for requests

Type	Reference	Summary	Service desk	Status	Requester
	JSD-42	Migrate intranet Office 2.0	JSD	WAITING FOR APPROVAL	Andre Fernandes Rodrigues

1-1 of 1

Approvals1

My requests3

All requests

Requests4

Help Center

Requests







Xporter

Open requests

Xpand IT

Any request type

Search for requests

Type	Reference	Summary	Service desk	Status	Requester
	JSD-42	Migrate intranet Office 2.0	JSD	WAITING FOR APPROVAL	Andre Fernandes Rodrigues
	JSD-1	What am I looking at?	JSD	WAITING FOR SUPPORT	Andre Fernandes Rodrigues
	JSD-2	Migrate intranet server	JSD	AWAITING CAB APPROVAL	Andre Fernandes Rodrigues
	JSD-36	Laptop screen blinks	JSD	WAITING FOR CUSTOMER	Ryan Lee
	JSD-10	Phone redirect for mdavis	JSD	WAITING FOR SUPPORT	Mitch Davis
	JSD-13	The printer is not working	JSD	WAITING FOR SUPPORT	Alana Grant

1-6 of 6

Approvals1

My requests3

Xpand IT

All requests

Enable and disable background processing

With this new version, Xporter added a new configuration on Global Settings called "My Exports" which allows or disallows the "My Exports" feature.

This configuration will be applied to all screens which allow users to send the process to background:

- Xporter Dialog
- Xporter Reports
- Single Export
- Bulk action

Furthermore, Xporter will be added/removed (based on the setting configuration) from the Jira top bar menu.

My Exports ☐ On ☒ Off

This option allows to display all the processes that are available to the current user in the My Exports screen.

Xporter



0% complete. Last updated at 15-03-2020 13:06:49.

Started 15-03-2020 13:06:46

Cancel

Search



Improvements on Xray Integration

Xporter improved [integration with Xray](#) and from this version, Xporter allows you to export the mapping "Actual Result."

You can now export the "Actual Results" when you are interacting over the test steps from a test who belongs to a test run.

This field supports the [Jira Text Formatting Notation](#). You can also reference attachments /images from the evidence available on the Test Run using the markup notation.

```
#Iterating over Test Runs

#{for testruns}

    #Iterating over Manual Test Steps from Test Run

    #{for r=TestRuns[n].TestStepsCount}

        Step: ${wiki:TestRuns[n].TestSteps[r].Step}

        Data: ${wiki:TestRuns[n].TestSteps[r].Data}

        Expected Result: ${wiki:TestRuns[n].TestSteps[r].
ExpectedResult}

        Actual Result: ${wiki:TestRuns[n].TestSteps[r].Actual
Result}

        Status: ${TestRuns[n].TestSteps[r].Status}

    #{end}

#{end}
```



Note: This feature is only available on Xray version 3.6.3

Execution Details

Test Description

Test

Test Steps (2)

1	Step Fill the password fields with data	Data Current Password: passw0rd New Password: p4ssw0rd Confirm new password: p4ssw0rd	Expected Result Error: "Current password is incorrect"
	Actual Result ▾ Comment Defects (0) Evidence (0)		Step State PASS
2	Step Close error message and fill again the password fields with data	Data Current Password: p4ssw0rd New Password: password Confirm new password: password	Expected Result Error: "New password is too simple"
	Actual Result The new password was accepted and changed. No message was thrown! Actual Result ▾ Comment Defects (0) Evidence (0)		Step State FAIL

Activity



#Iterating over Test Runs

#Iterating over Manual Test Steps from Test Run

Step: Fill the password fields with data

Data: Current Password: passw0rd

New Password: p4ssw0rd

Confirm new password: p4ssw0rd

Expected Result: Error:

"Current password is incorrect"

Actual Result:

Status: PASS

Step: Close error message and fill again the password fields with data

Data: Current Password: p4ssw0rd

New Password: password

Confirm new password: password

Expected Result: Error:




"New password is too simple"

Actual Result: The new password was accepted and changed. **No message was thrown!**

Status: FAIL

New Features and Bug Fixes

Key	T	Summary	Fix Version/s	Resolution
XPORTER-3077		As a Jira admin, I can create a Xporter action on Automation for Jira to create reports	6.4.0	Done
XPORTER-2147		As a service desk customer, I can export (Single) documents from issues on customer portal which are shared to customers who belong to the same organisation	6.4.0	Done
XPORTER-3184		Mapping of the "Actual Results"	6.4.0	Done
XPORTER-2483		As a user I can iterate new Insight Custom field "Insight Objects"	6.4.0	Done
XPORTER-3076		Xporter should be available on Approvals page (Jira Service Desk)	6.4.0	Done

XPORTER -2484		Requests from an Organization aren't exported from the Customer portal	6.4.0	Done
XPORTER -2361		Post Function attachment show in Issue Activity	6.4.0	Done
XPORTER -3248		It is possible to save an action with an empty filename.	6.4.0	Done

8 issues