

Xray Test Management for Jira

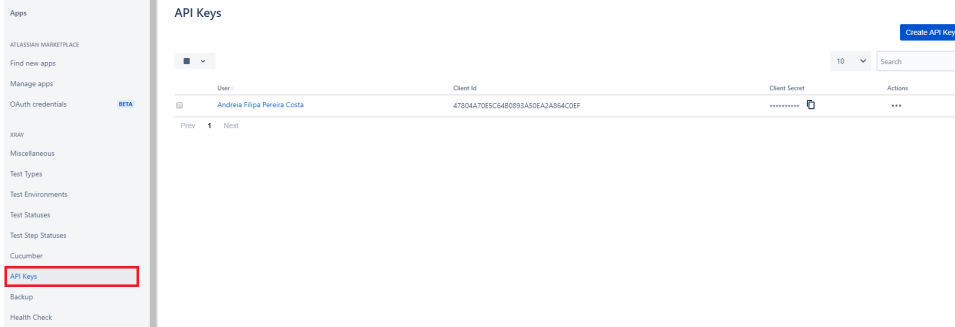
Xporter integrates with Xray and allows you to export all information including **Tests**, **Test Plans**, **Test Sets**, **Test Executions**, **Test Runs** and **Preconditions**.

- [Setup Integration](#)
- [Exporting Xray data](#)

Setup Integration

Before using the Xray mappings we need to set-up the integration, the steps are the following:

1. From Jira settings go to Apps and open the tab API Keys from Xray Tab.



2. Create a new API Key for your user and copy the Client Id and Client Secret.
Note: The user must have administrator access

Create API Key

User

Paulo Alves

▼

Generate

Client Id

9F3C1049634149E3904189BD50A9604F

📋

Client Secret

.....

📋

Close

3. Open the integrations page from Xporter tab.

ATLASSIAN MARKETPLACE

Find new apps

Manage apps

OAuth credentials

BETA

XRAY

Miscellaneous

Test Types

Test Environments

Test Statuses

Test Step Statuses

Cucumber

API Keys

Backup

Health Check

XPORTER - TESTS

Miscellaneous

Project Settings

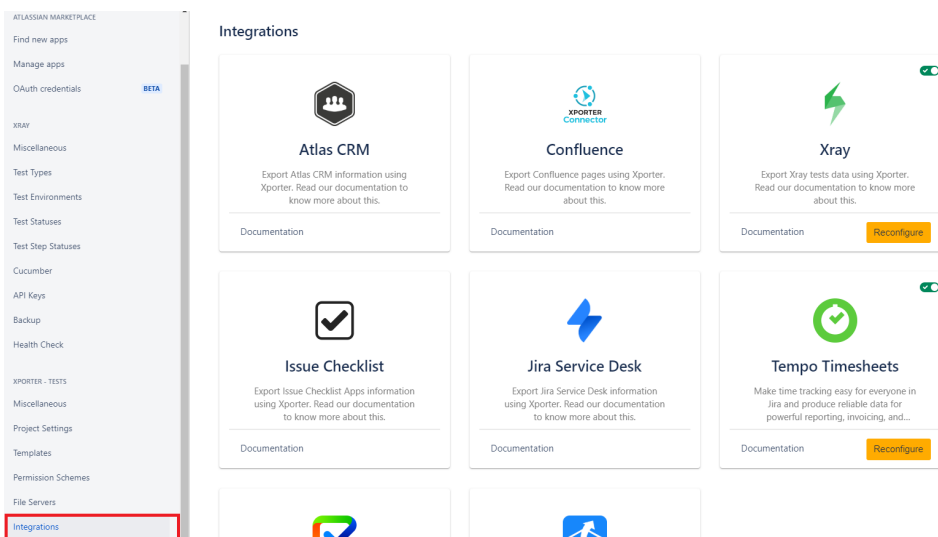
Templates

Permission Schemes

File Servers

Integrations


Integrations



Atlas CRM

Export Atlas CRM information using Xporter. Read our documentation to know more about this.


[Documentation](#)



Confluence

Export Confluence pages using Xporter. Read our documentation to know more about this.


[Documentation](#)



Xray

Export Xray tests data using Xporter. Read our documentation to know more about this.


[Documentation](#) [Reconfigure](#)



Issue Checklist

Export Issue Checklist Apps information using Xporter. Read our documentation to know more about this.


[Documentation](#)



Jira Service Desk

Export Jira Service Desk information using Xporter. Read our documentation to know more about this.

[Documentation](#)



Tempo Timesheets

Make time tracking easy for everyone in Jira and produce reliable data for powerful reporting, invoicing, and...

[Documentation](#) [Reconfigure](#)

4. Configure the Xray integration and paste the Client Id and Client Secret.

Exporting Xray data

After setup, the user is allowed to export any Xray data from Jira.

- [Exporting Precondition](#)
- [Exporting Test](#)
- [Exporting Test Execution](#)
- [Exporting Test Plan](#)
- [Exporting Test Set](#)



Note

Unfortunately, in the current version, there are some limitations regarding the Xray for Jira Cloud integration:

- It's not possible to get the Requirement Status;
- Cloud apps aren't able to create JQL Functions - templates aren't fully compatible between Server and Cloud hosting. Please, check the new templates for this integration in the Template Store.

We expect to deliver these features in the future.